


# EmCOMe-i93U0

12<sup>th</sup> Intel® Core™ i7-1265UE/ i5-1245UE/ i3-1215UE/ Celeron 7305E  
Processor COM Express® Type 6 Compact CPU Module




## Features

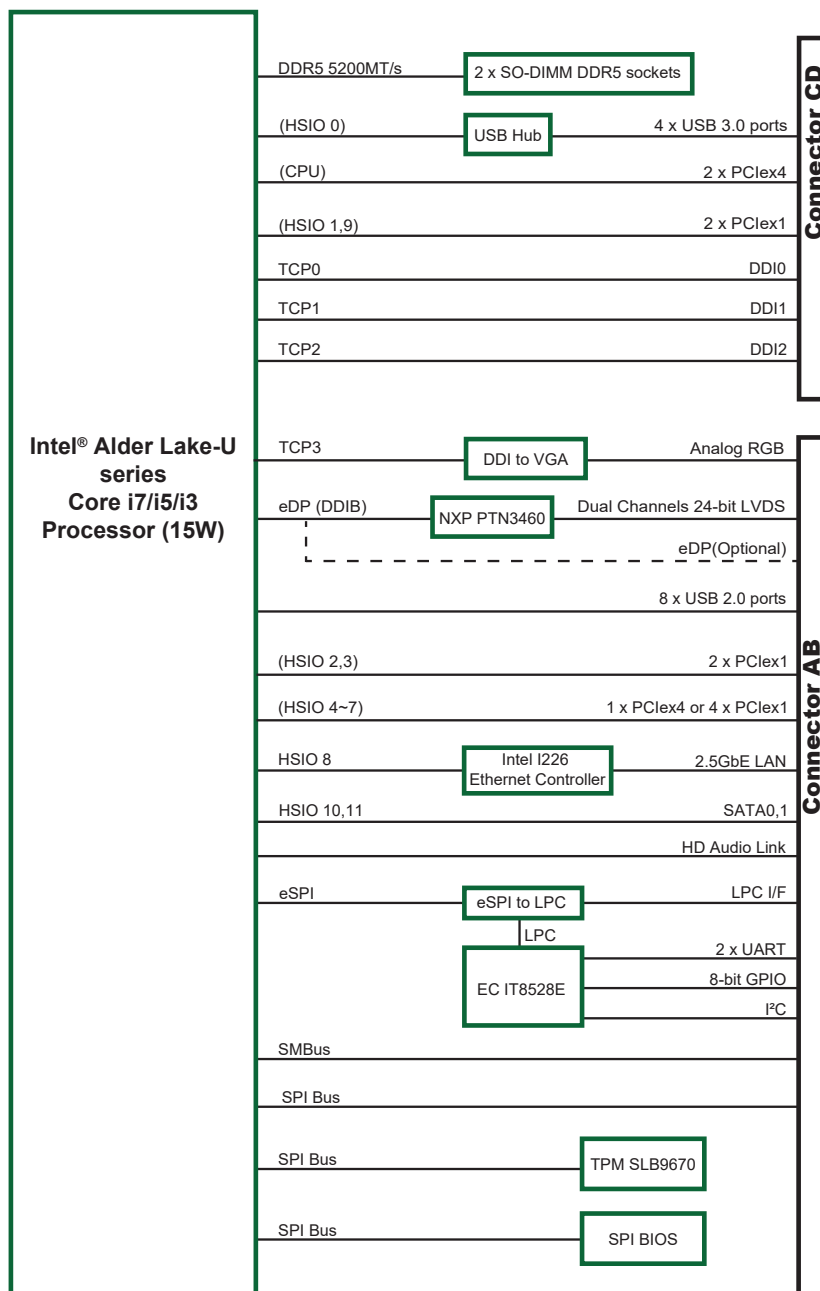
- Soldered onboard 12<sup>th</sup> Alder Lake Intel® Core™ i7-1265UE/ i5-1245UE/ i3-1215UE/ 7305E processor
- Intel® I226 series PCIe 2.5GbE Ethernet controller
- Dual Channels 24-bit LVDS, Analog RGB and 3 x DDI ports
- Support Max. 4 independent displays
- 8.5V~20V Wide Range Voltage Input
- **Wide Range Operating Temp.: -40 ~ 85°C**

System	
CPU	Soldered onboard 12 <sup>th</sup> Generation Intel® Core™ - i7-1265UE 3.5GHz(E-core)/ 4.7GHz (P-core) - i5-1245UE 3.3GHz(E-core)/ 4.4GHz (P-core) - i3-1215UE 3.3GHz(E-core)/ 4.4GHz (P-core) - Intel® Celeron 7305E 1.0GHz
Memory	2 x DDR5 SO-DIMM sockets
BIOS	AMI UEFI BIOS
Watchdog Timer	1~255 levels reset
I/O	
USB Port	12 x USB ports: - 8 x USB 2.0 ports - 4 x USB 3.0 ports
Serial Port	2 x UART ports (RX/TX only)
Expansion Bus	2 x PCIe4 lanes 8 x PCIe1 lanes (or 1 x PCIe4 + 4 x PCIe1) I <sup>2</sup> C, GPIO, SMBUS, LPC interface
Storage	2 x SATA ports with 600MB/s HDD transfer rate
Ethernet Chipset	1 x Intel® i226 series PCIe 2.5GbE Ethernet controller
Audio	HD audio link
TPM	Supports TPM 2.0
Display	
Graphic Chipset	Integrated Intel® Iris Xe or UHD Graphics (depends on CPU SKU)
Graphic Interface	1 x Dual Channel 24-bit LVDS (default) or eDP 1 x Analog RGB port 3 x DDI ports

OS support	
Windows 10 64-bit Windows 11 64-bit Linux: Ubuntu	
Mechanical & Environmental	
Power Requirement	8.5V~20V wide range voltage input, +5VSB
Power Consumption	2.1A@12V 1.3A@20V (i7-1265UE CPU Module only)
Operating Temp.	-40 ~ 85°C (-40 ~ 185°F)
Operating Humidity	10 ~ 95% @ 85°C (non-condensing)
Dimensions (L x W)	95 x 95 mm (3.7" x 3.7")



## Block Diagram



## Ordering Information

EmCOMe-i93U0-WT-1265UE	12 <sup>th</sup> Gen Intel® Core™ i7-1265UE WT COMe Compact Type 6 CPU module, -40 ~ 85°C
EmCOMe-i93U0-WT-1245UE	12 <sup>th</sup> Gen Intel® Core™ i5-1245UE WT COMe Compact Type 6 CPU module, -40 ~ 85°C
EmCOMe-i93U0-WT-1215UE	12 <sup>th</sup> Gen Intel® Core™ i3-1215UE WT COMe Compact Type 6 CPU module, -40 ~ 85°C
EmCOMe-i93U0-WT-7305E	12 <sup>th</sup> Gen Intel® Celeron 7305E WT COMe Compact Type 6 CPU module, -40 ~ 85°C

## Optional Accessories

HS-93U0-C1	Heat sink with Fan (95x95x36.5mm)
HS-93U0-F1-T	Heat spreader, threaded standoffs (bore hole) (95x95x11mm)
HS-93U0-F1-NT	Heat spreader, non-threaded standoffs (bore hole) (95x95x11mm)
PBE-1705	COM Express® Type 6 carrier board (ATX form factor)
	Cable kit
CBK-03-1705-00	1 x SATA cable 2 x COM Flat cables