


13th Generation Intel® Core™ i7-13800HE/ i5-13600HE/ i3-13300HE Processor COM Express® Basic Type 6 CPU Module



Features

- Soldered onboard 13th Generation Intel® Core™ i7-13800HE/ i5-13600HE/ i3-13300HE processor
- Intel® I226 Series PCIe 2.5 GbE Ethernet controller
- Dual Channels 24-bit LVDS, Analog RGB and 3 x DDI ports
- Support Max. 4 independent displays
- 8.5V~20V Wide Range Voltage Input
- **Wide Range Operating Temp.: -40 ~ 85°C**

System

CPU	Soldered onboard 13 th Generation Intel® Core™ - i7-13800HE 4.0GHz(E-core)/ 5.0GHz (P-core) - i5-13600HE 3.6GHz(E-core)/ 4.8GHz (P-core) - i3-13300HE 3.4GHz(E-core)/ 4.6GHz (P-core) - i7-1370PE 3.7GHz(E-core)/ 4.8GHz(P-core) - i5-1350PE 3.4GHz(E-core)/ 4.6GHz(P-core) - i3-1320PE 3.3GHz(E-core)/ 4.5GHz(P-core)
Memory	2 x DDR5 SO-DIMM sockets
BIOS	AMI UEFI BIOS
Watchdog Timer	1~255 levels reset
I/O	
USB Port	12 x USB ports: - 8 x USB 2.0 ports - 4 x USB 3.0 ports
Serial Port	2 x UART ports (RX/TX only)
Expansion Bus	1 x PCIe8 lanes 2 x PCIe4 lanes 8 x PCIe1 lanes (or 1 x PCIe4 + 4 x PCIe1) I ² C, GPIO, SMBUS, LPC Interface
Storage	2 x SATA ports with 600MB/s HDD transfer rate 1 x BGA NVMe SSD (Optional)
Ethernet Chipset	1 x Intel®i226 series PCIe 2.5GbE Ethernet controller
Audio	HD audio link
TPM	Supports TPM 2.0

Display


Graphic Chipset	Integrated Intel® Iris Xe or UHD Graphics (depends on CPU SKU)
Graphic Interface	1 x Dual Channel 24-bit LVDS (default) or eDP 1 x Analog RGB port 3 x DDI ports

OS support

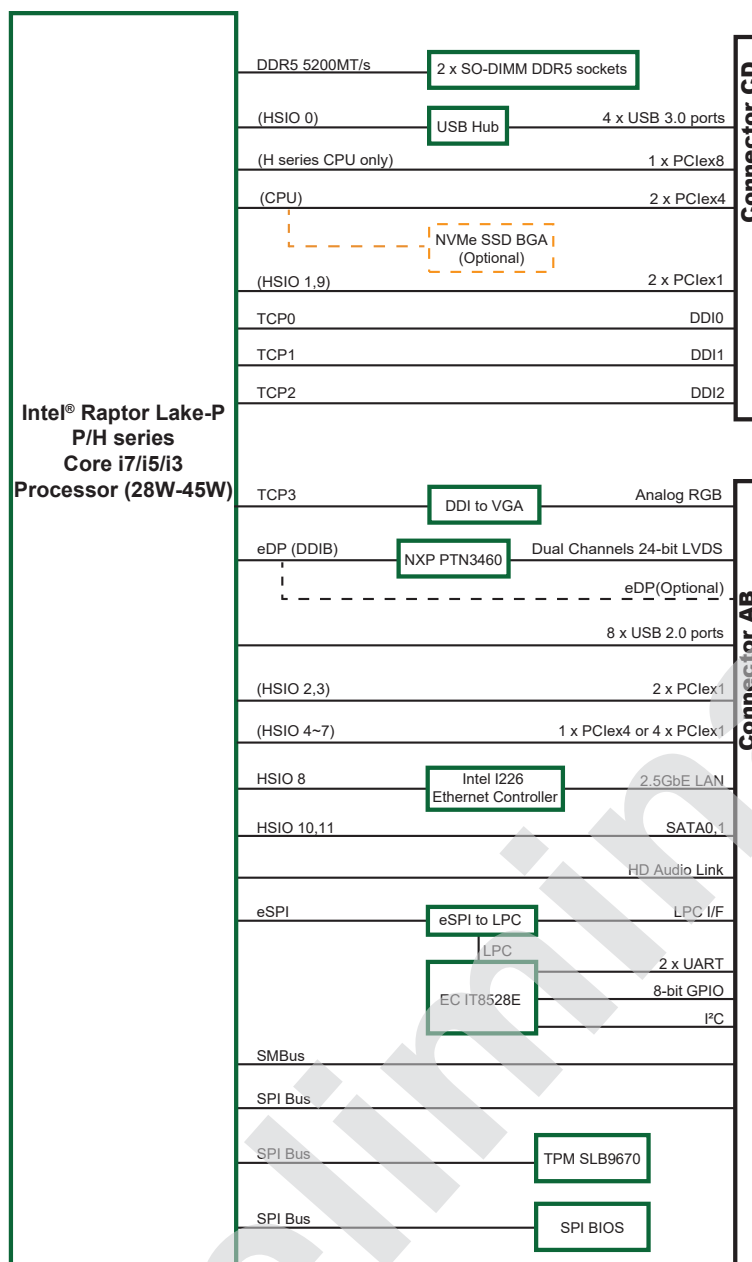
Windows 10 64-bit
 Windows 11 64-bit
 Linux: Ubuntu

Mechanical & Environmental

Power Requirement	8.5V~20V wide range voltage input, +5VSB
Power Consumption	TBD
Operating Temp.	-40 ~ 85°C (-40 ~ 185°F)
Operating Humidity	10 ~ 95% @ 85°C (non-condensing)
Dimensions (L x W)	95 x 125 mm (3.7" x 4.9")



Block Diagram



Ordering Information

EmCOMe-i94M0-13800HE	13th Gen Intel Core i7-13800HE COMe Basic Type 6 CPU Module, -40~85°C
EmCOMe-i94M0-13600HE	13th Gen Intel Core i5-13600HE COMe Basic Type 6 CPU Module, -40~85°C
EmCOMe-i94M0-13300HE	13th Gen Intel Core i3-13300HE COMe Basic Type 6 CPU Module, -40~85°C
EmCOMe-i94M0-1370PE	13th Gen Intel Core i7-1370PE COMe Basic Type 6 CPU Module, -40~85°C
EmCOMe-i94M0-1350PE	13th Gen Intel Core i5-1350PE COMe Basic Type 6 CPU Module, -40~85°C
EmCOMe-i94M0-1320PE	13th Gen Intel Core i3-1320PE COMe Basic Type 6 CPU Module, -40~85°C
HS-93M0-C1	Heat sink 95*125mm,W/FAN+PAD
PBC-1705	COM Express type 6 evaluation carrier board (ATX form factor)
	Cable kit
CBK-03-1705-00	1 x SATA cable 2 x COM Flat cables