


# EmCOMe-i94U0

13<sup>th</sup> Generation Intel® Core™ i7-1365UE/ i5-1345UE/ i3-1315UE/ Intel® Processor U300E COM Express® Compact Type 6 CPU Module



## Features

- Soldered onboard 13<sup>th</sup> Generation Intel® Core™ i7-1365UE/ i5-1345UE/ i3-1315UE/ Intel® Processor U300E
- Intel I226 Series PCIe 2.5 GbE Ethernet controller
- Dual Channels 24-bit LVDS, Analog RGB and 3 x DDI ports
- Support Max. 4 independent displays
- 8.5V~20V Wide Range Voltage Input
- **Wide Range Operating Temp.: -40 ~ 85°C**

## System

	Soldered onboard 13 <sup>th</sup> Generation Intel® Core™
CPU	<ul style="list-style-type: none"> <li>- i7-1365UE 3.7GHz(E-core)/ 4.9GHz (P-core)</li> <li>- i5-1345UE 3.4GHz(E-core)/ 4.6GHz (P-core)</li> <li>- i3-1315UE 3.3GHz(E-core)/ 4.5GHz (P-core)</li> <li>- Intel® U300E 3.2GHz(E-core)/ 4.3GHz (P-core)</li> </ul>
Memory	2 x DDR5 SO-DIMM sockets
BIOS	AMI UEFI BIOS
Watchdog Timer	1~255 levels reset
<b>I/O</b>	
USB Port	12 x USB ports: <ul style="list-style-type: none"> <li>- 8 x USB 2.0 ports</li> <li>- 4 x USB 3.0 ports</li> </ul>
Serial Port	2 x UART ports (RX/TX only)
Expansion Bus	2 x PCIe4 lanes 8 x PCIe1 lanes (or 1 x PCIe4 + 4 x PCIe1) I <sup>2</sup> C, GPIO, SMBUS, LPC Interface
Storage	2 x SATA ports with 600MB/s HDD transfer rate
Ethernet Chipset	1 x Intel® i226 Series PCIe 2.5 GbE Ethernet controller
Audio	HD audio link
TPM	Supports TPM 2.0

## Display


Graphic Chipset	Integrated Intel® Iris Xe or UHD Graphics (depends on CPU SKU)
Graphic Interface	1 x Dual Channel 24-bit LVDS (default) or eDP 1 x Analog RGB port 3 x DDI ports

## OS support

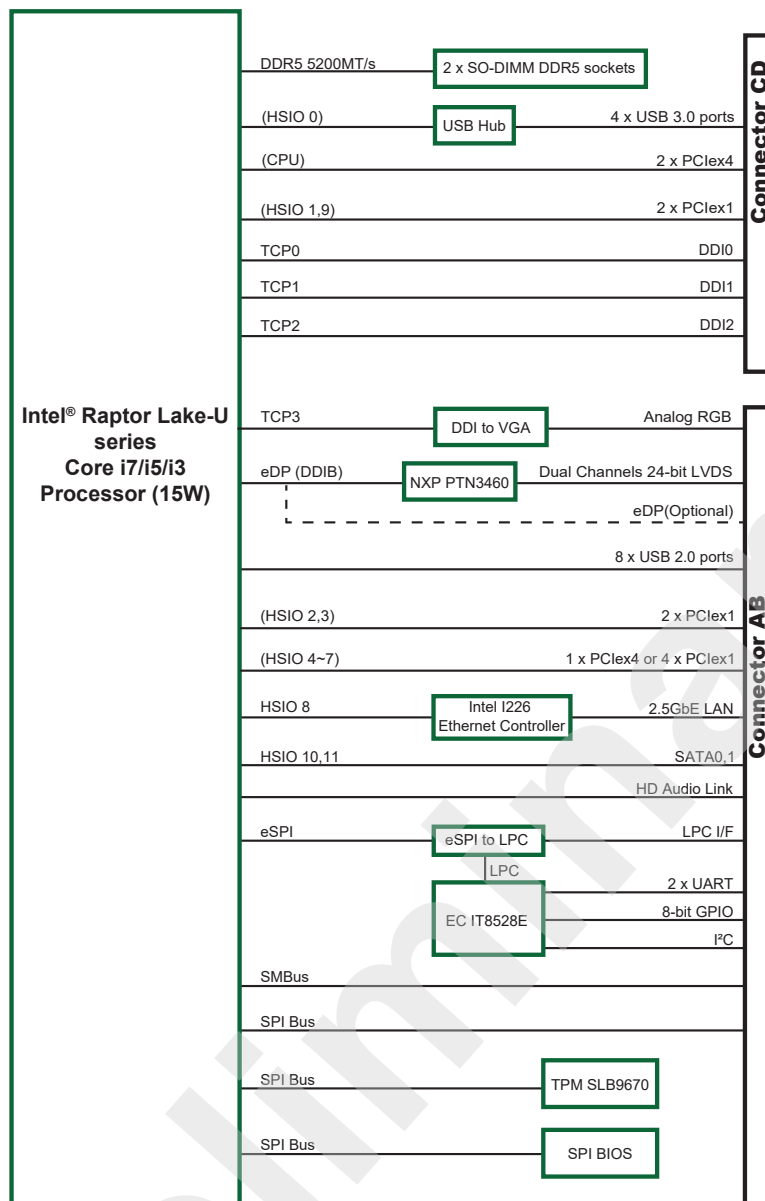
Windows 10 64-bit  
Windows 11 64-bit  
Linux: Ubuntu

## Mechanical & Environmental

Power Requirement	8.5V~20V wide range voltage input, +5VSB
Power Consumption	TBD
Operating Temp.	-40 ~ 85°C (-40 ~ 185°F)
Operating Humidity	10 ~ 95% @ 85°C (non-condensing)
Dimensions (L x W)	95 x 95 mm (3.7" x 3.7")



## Block Diagram



## Ordering Information

EmCOMe-i94U0-WT-1365UE	13 <sup>th</sup> Gen. Intel® Core™ i7-1365UE COMe Compact Type 6 CPU module, -40 ~ 85°C
EmCOMe-i94U0-WT-1345UE	13 <sup>th</sup> Gen. Intel® Core™ i5-1345UE COMe Compact Type 6 CPU module, -40 ~ 85°C
EmCOMe-i94U0-WT-1315UE	13 <sup>th</sup> Gen. Intel® Core™ i3-1315UE COMe Compact Type 6 CPU module, -40 ~ 85°C
EmCOMe-i94U0-WT-U300E	13 <sup>th</sup> Gen. Intel® U300E COMe Compact Type 6 CPU module, -40 ~ 85°C

## Optional Accessories

HS-93U0-C1	Heat sink with Fan (95x95x37.6mm)
HS-93U0-F1-T	Heat spreader, threaded standoffs (bore hole) (95x95x11mm)
HS-93U0-F1-NT	Heat spreader, non-threaded standoffs (bore hole) (95x95x11mm)
PBE-1705	COM Express® Type 6 carrier board (ATX form factor)
CBK-03-1705-00	Cable kit 1 x SATA cable 2 x COM Flat cables